

# Research Data Planner (RDP) User Guide

## Part A: Introduction

### Research Data Planner (RDP)

Research Data Planner (RDP) is Deakin University's tool to create, edit, share and export research data management plans and data description records that comply with institutional, regulatory, and funding agency requirements.

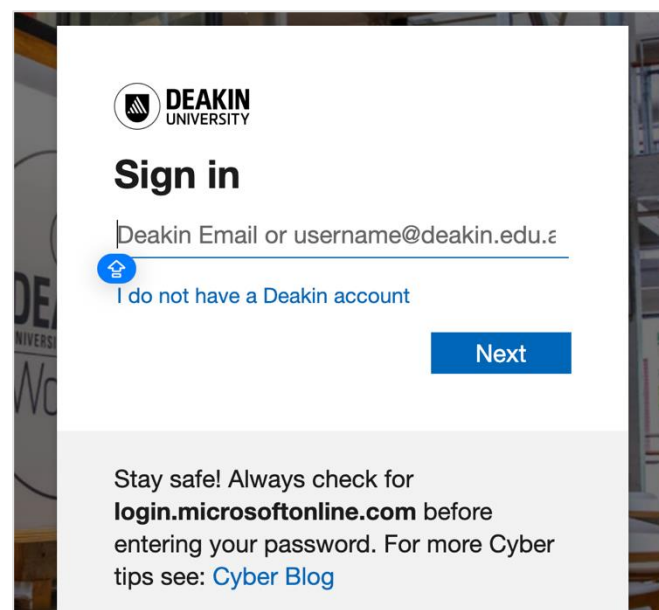
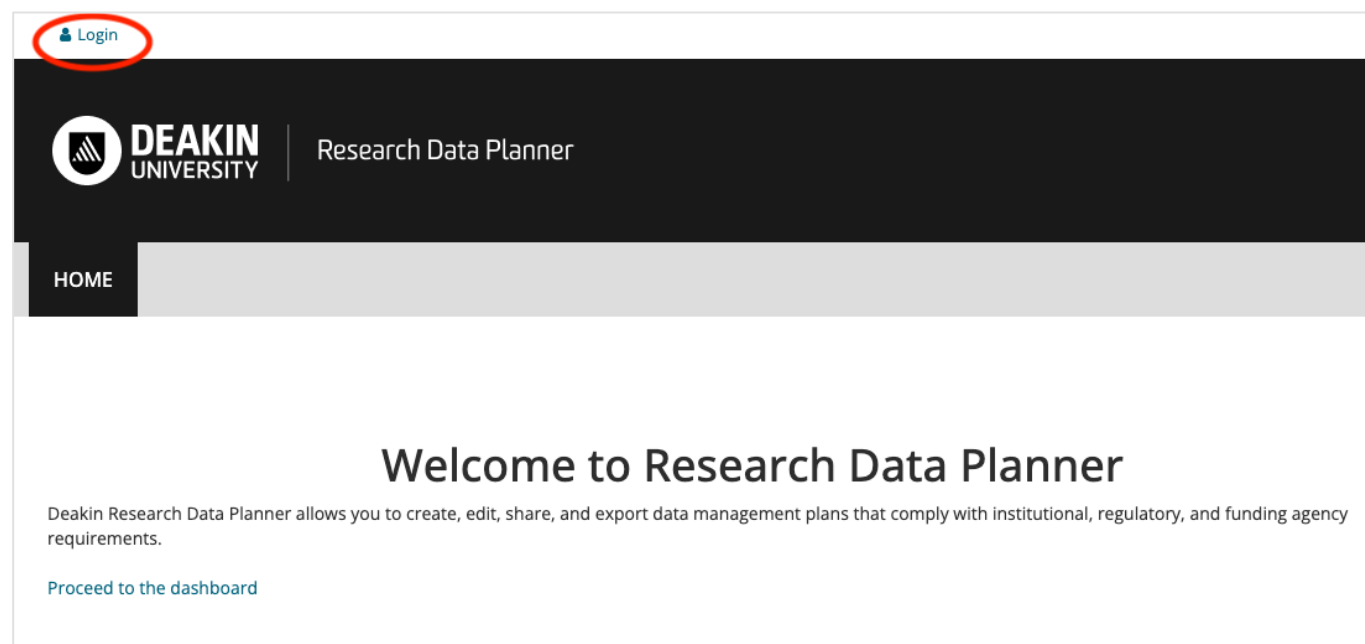
### Access to RDP

You can access RDP via the following URL: <https://researchdataplanner.deakin.edu.au/>



Tips: You may wish to bookmark this page for future visits to RDP throughout your research project.

A screen requesting login details will appear. Click the 'Login' button to access the Researcher Dashboard for Research Data Planner using Deakin's Single Sign on.

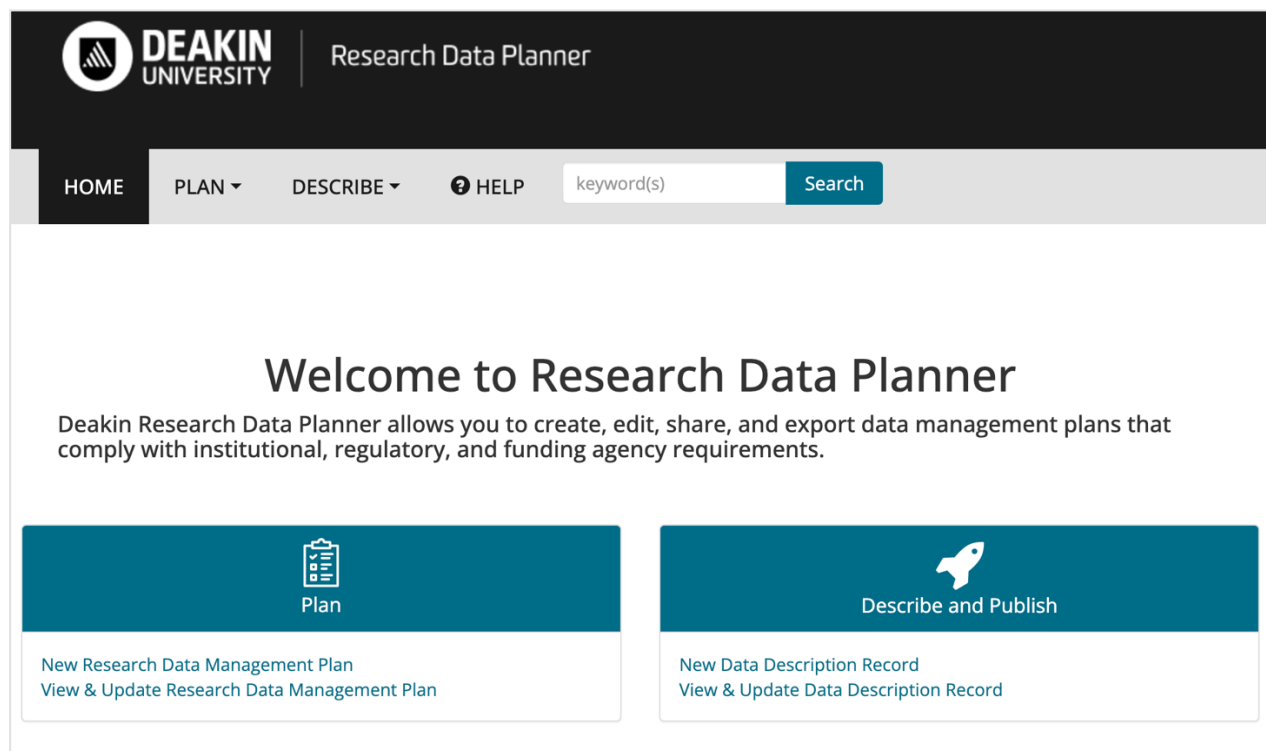


## Researcher Dashboard

The Researcher Dashboard is a landing page for users of Research Data Planner.

Research Data Planner dashboard contains 2 key areas which are useful for your research project:

1. **Plan:** create and edit research data management plans.
2. **Describe and Publish:** create and edit data description records.



**⚠ Please note: Research Data Planner is a tool for research data management planning and data descriptions only. It does not store research data.**

For more information about data storage guidelines at Deakin, please refer to this link:

<https://www.deakin.edu.au/library/research/manage-data/store>

## Help

- [Contact your librarian](#) for general enquires and user support
- Contact [IT Service Desk](#) for technical support