

Non-academic selection tool for initial teacher courses

CASPer FAQs

A handy guide for all your
CASPer related queries



DEAKIN
UNIVERSITY




What is CASPer?


The CASPer test is an opportunity for students who are applying for an initial teacher education course, to demonstrate their suitability for a teaching career.

All institutions offering initial teacher education courses are required to select their students based on academic and non-academic criteria to determine suitability for teaching. If you do not sit the CASPer test when applying to Deakin, you will be ineligible to be considered for selection into a Deakin initial teacher education course.


How does CASPer work?


CASPer (computer-based assessment for sampling personal characteristics) is an online, video scenario based situational judgment test. CASPer is comprised of 12 sections.

 8 video-based scenarios


 4 text-based scenarios

Each scenario is followed by:

 3 open ended questions

 5 minutes to respond

The CASPer test is assessing the following non-academic attributes:


 Communication

 Collaboration


 Ethics

 Empathy

 Problem solving

 Professionalism

 Equity

 Motivation

How do I take the CASPer test?

- 1 Create your account** – Be sure to sign up for an account at least 3 days before sitting the test. Visit takecasper.com. Please note that there are limited test windows.
- 2 Reserve your spot** – once you've created your account, you'll be given a list of test dates and times.
- 3 Take the test** – you don't need to study although you do have access to practice questions. Find a quiet place and just be yourself!
- 4 Relax** – You're all done! Your score will be sent to the institutions you are applying to as soon as your test has been rated.

How long will the test go for?

Plan approx. 90 minutes for the test which will include an introduction, 65 minutes to view each of the questions and provide your responses. 5 minutes is allocated to each video and set of questions. You also have the choice of taking a 15 minutes break at the half way point or continuing on without a break.

How can I prepare for the test?

You really don't need to prepare for the test however you may like to look at examples and types of questions at takecasper.com/sample-casper-test.

Although there is no preparation required for responses to the CASPer scenarios, it is important to review the following checklist prior to sitting the test:

- I have read about the CASPer test and understand its purpose
- I am familiar with the structure of the test
- I have created a CASPer account and have received my test date and time
- I have access to a computer with a reliable internet connection, in a quiet place where I won't be interrupted
- I have headphones, to block out any surrounding noises and distractions
- I have allocated 90 minutes to sit the test
- I am ready to log into takecasper.com.

How does the CASPer scoring work?

Each section in the test is scored by a unique rater. Your score is made up of multiple independent impressions of you. Your responses are anonymized, so raters do not know who you are or how you have responded to other sections of the test.

It is important to note that CASPer is not testing for spelling and grammar however it is important to take care with your responses and make sure they are clear.

When will I be notified about my test score and if I have received an offer?

If you've applied through VTAC your offers will follow the offer rounds published by VTAC.

If you are applying direct to Deakin and meet all entry requirements, the outcome of your application will be communicated approximately 3-4 weeks after the CASPer test date.

What if I have an impairment which may affect my ability to sit the CASPer test?

If you require additional support or modified testing conditions, a formal request and supporting documentation must be provided at least 3 weeks in advance of the applicant taking the test, to allow sufficient time for document review and a decision on support required.

You can also visit the CASPer website for further information at takecasper.com/faq/#accommodations

When do I need to sit the CASPer test?

If you are applying for the Master of Applied Learning and Teaching (Secondary) July intake, you can sit the CASPer test on one of the following dates and times:

- Wednesday 14 April 2021, 10am AEST
- Wednesday 12 May 2021, 7pm AEST
- Thursday 10 June 2021, 10am AEST

CASPer dates will be released later in the year for Deakin's March 2022 intake for the Bachelor of Early Childhood and Primary Education, Bachelor of Education (Primary), Bachelor of Health and Physical Education, Master of Applied Learning and Teaching (Secondary) and Master of Teaching courses.

The CASPer test is not a pre-requisite for the Bachelor of Early Childhood Education, Bachelor of Arts/Master of Teaching (Secondary), Bachelor of Science/Master of Teaching (Secondary) or Associate Degree of Education. In both secondary teaching courses, students will need to sit the CASPer test before beginning the Master of Teaching component towards the end of their Bachelor degree. When transitioning from the Associate Degree of Education to a target Bachelor course, students will need to undertake CASPer during the application process.

*Please note times are listed in Australian Eastern Standard Time (AEST) and Australian Eastern Daylight Time (AEDT) as specified. Ensure you are aware of any time zone differences before sitting the test.

Helpful tips

Take the CASPer test just one time and your test score will be distributed to all the participating universities* you are applying to for teacher education.



Be sure to sign up for a CASPer account at least 3 days before sitting the test.



Complete the systems requirements check at account.takecasper.com to better prepare yourself for the test, including getting familiar with the test format!



Read all three questions before starting to type out your answers. Try to plan out how you will respond to ensure your thoughts are clear and consistent throughout all three responses. **Take all 5 minutes to respond.** And don't be worried if you run out of time and don't finish a thought. That is okay!



If you have an impairment and require additional support, get in touch with our support team. (support@takecasper.com)



Remember: there is no right or wrong answer to the questions. The test is assessing your personal characteristics and professionalism by understanding how you would respond to the scenarios you are presented with. **Just be yourself.**



If you have any questions during the test, simply use the chat style messenger to contact the CASPer support staff.

*Refer to individual University entry requirements for participating institutions.



'There have been a range of opportunities at Deakin for me to develop my personal teaching and life skills. I was able to commit to a Global Experience Program which took me over to Canada. I worked for 3 weeks in an inner city school in North Vancouver which saw me develop my confidence as a teacher in a new and exciting environment.'

Mitchell Norton
Bachelor of Education (Primary) student



Look out for our
CASPer webinar on
our website for more
preparation tips!



DEAKIN
UNIVERSITY

Stay up-to-date at
deakin.edu.au/casper

Deakin University Provider Code: 00113B