

# DEAKIN UNIVERSITY CONTEMPORARY SMALL SCULPTURE AWARD

EDUCATION RESOURCE  
LEVELS 7 – 10



# DEAKIN UNIVERSITY CONTEMPORARY SMALL SCULPTURE AWARD 2023

Now in its 13th year, the Deakin University Contemporary Small Sculpture Award is an exhibition that showcases the talent of small sculptors from across Australia.

The exhibition features work made using a variety of techniques, processes and materials, and covers an endless array of themes and ideas. The only constraints are the size and weight:

*“The sculpture must be no more than 70 cm in any dimension, this includes the height, width, depth and diagonal. The sculpture may include multiple parts but not extend outside of the dimension requirements. If supported by a stand then the height of the stand is to be included in the height of the sculpture. (This does not include a plinth, or other object that the work may ultimately be displayed on).*

*The sculpture must be not more than 30 kilograms in weight (including any stand required to support the work). The sculptures can be in any medium but must be free-standing.”*

**From the competition entry guidelines 2023**

A panel of judges made up of arts industry professionals review all the entries submitted (in 2023 over 400 were received) and create a shortlist of 40 finalists that feature in the exhibition. From this group, the judges then select one overall winner and for the first time in 2023 a Highly Commended prize will be also awarded. Each year a People’s Choice winning sculpture is announced, selected by collating votes from the audience.

# EXPLORING THE EXHIBITION

This resource is designed to be used in conjunction with a Gallery Educator-led visit to the Deakin University Contemporary Small Sculpture Exhibition

## Small Sculpture Practice

- Why would an artist choose to make a small sculpture over a large sculpture?
- What are the main differences and considerations that need to be made when looking at creating a small sculpture that sits inside a gallery, versus a large sculpture installed outdoors in a public environment?

## During your visit to the exhibition

- Make a list of the different types of materials that you see the small sculptures made from.
- Think about how these artists have made each work. Consider why they have used certain materials and how they have created and presented their work.
- Why do you think they have used those materials?
- What ideas do you see them expressing?
- Does the way the work is presented affect how you feel or interact with the work?
- Does the way the work is presented affect the way you move through the gallery?

## Ongoing Research and Ideas

- Think about the work you experienced in the exhibition. Is there a work that you were drawn to and can you explain why that is? What is it about the work that engaged you?
- Was there anything in any of the small sculptures that surprised you?
- Are there ways you can incorporate sound, touch, movement, performance, or language into a small sculpture you might make?
- What was your favourite work in the exhibition and why?

## Small Sculpture Terminology

Research these terms attributed to small sculpture and complete the following headings with a short description of each from the exhibition:

**Maquette:**

---

---

---

---

**Plinth:**

---

---

---

---

**Armature:**

---

---

---

---

# ARTWORKS IN FOCUS



Scotty So  
*Suburbkin in Red, 01, 2022*  
nylon, metal  
34 x 30 x 15cm  
Winner of the Deakin University Contemporary Small Sculpture Award, 2022  
Image © and courtesy of the artist and MARS Gallery, Melbourne

## Scotty So *Suburbkin in Red, 01, 2022*

Artist and performer Scotty So was announced as the Deakin University Contemporary Small Sculpture Award winner in 2022 with his work *Suburbkin in Red, 01* (pictured above). Here the artist has made a luxury style handbag from a cheap nylon (plastic) shopping bag.

**Materials:**  
nylon and metal

**Artist's Statement**  
*Suburbkin in Red, 01* is wearable art made by Scotty So in which he interprets the famous Hermès Birkin bag by replicating it in the material of the ordinary red-white-blue laundry bag.

The red-white-blue bag originated in Hong Kong in the 1960s and has become a representative of Hong Kong culture and the working class. As the migration movement from Hong Kong happened, this bag travelled together with the people and was exported all around the world as a cheap durable carriage bag that is loved by many immigrants. As a new migrant to Australia from Hong Kong for political reasons, So created this bag as a functional, camp item that resembles the vanity and wealth, as well as the spirit of hard work and labour from his hometown.

**Artist's Biography**  
Scotty So is a Melbourne-based artist who works across media, using painting, photography, sculptures, site-responsive installation, videos and drag performance. Driven by the thrill of camp, he explores the often contradictory relationship between humour and sincerity within lived experience. Born and raised in Hong Kong, So graduated with BFA Honours at the Victorian College of the Arts in Melbourne, Australia, 2019. So's work has been shown in Hong Kong, China and Australia. His work has been shown in Triennial 2020 and Queer at NGV as well as commissioned by PHOTO 2022 and Rising Festival. Scotty So is represented by MARS Gallery in Australia.



Kate Ellis  
*Untitled, Poodle Paw, 2019*  
beeswax, damar resin, silk thread, acrylic fur, poodle fur  
47 x 13.5 x 17cm  
Winner of the Deakin University Contemporary Small Sculpture Award, 2019  
Image © and courtesy of the artist

## Kate Ellis *Untitled, Poodle Paw, 2019*

Artist Kate Ellis won the Small Sculpture Award in 2019 with her work *Untitled, Poodle Paw*. A hyper realistic example of a poodle paw, the sculpture has been made with beeswax and features real poodle fur.


**Materials:**  
beeswax, damar resin, silk thread, acrylic fur, poodle fur

**Technique:**  
Initially modelled in a high-grade plasticine by hand, the piece is then cast in beeswax to achieve a translucent, 'perfect' wax. Silk thread spirals are then pressed by hand into the surface of the wax. The fur tufts are hand sewn.

**Artist's Statement**  
The fur of the coiffed poodle has a softness, an immaterial quality, ambiguous boundaries; yet the weightlessness is also suffocating and there is a sense of a heavier gravitational field. Under their coats poodles are dogs, descendants of the wolf. They are wild creatures, manicured for an interior dependent existence.



Choose the small sculpture in the exhibition that you find the most interesting and complete a sketch of it here:



## LINKS TO THE VICTORIAN CURRICULUM VISUAL ARTS

### Level 7 – 8

#### **Explore and Express Ideas**

Explore visual arts practices as inspiration to explore and develop themes, concepts or ideas in artworks (VCAVAE033)

Explore how artists use materials, techniques, technologies and processes to realise their intentions in art works (VCAVAE034)

#### **Respond and Interpret**

Analyse how ideas and viewpoints are expressed in art works and how they are viewed by audiences (VCAVAR038)

Identify and connect specific features of visual artworks from different cultures, historical and contemporary times, including artworks by Aboriginal and Torres Strait Islander peoples (VCAVAR039)

### Level 9 – 10

#### **Explore and Express Ideas**

Explore the visual arts practices and styles as inspiration to develop a personal style, explore, express ideas, concepts and themes in art works (VCAVAE040)

Explore how artists manipulate materials, techniques, technologies and processes to develop and express their intentions in art works (VCAVAE041)

#### **Respond and Interpret**

Analyse and interpret artworks to explore the different forms of expression, intentions and viewpoints of artists and how they are viewed by audiences (VCAVAR045)

Analyse, interpret and evaluate a range of visual artworks from different cultures, historical and contemporary contexts, including artworks by Aboriginal and Torres Strait Islander peoples to explore differing viewpoints (VCAVAR046)

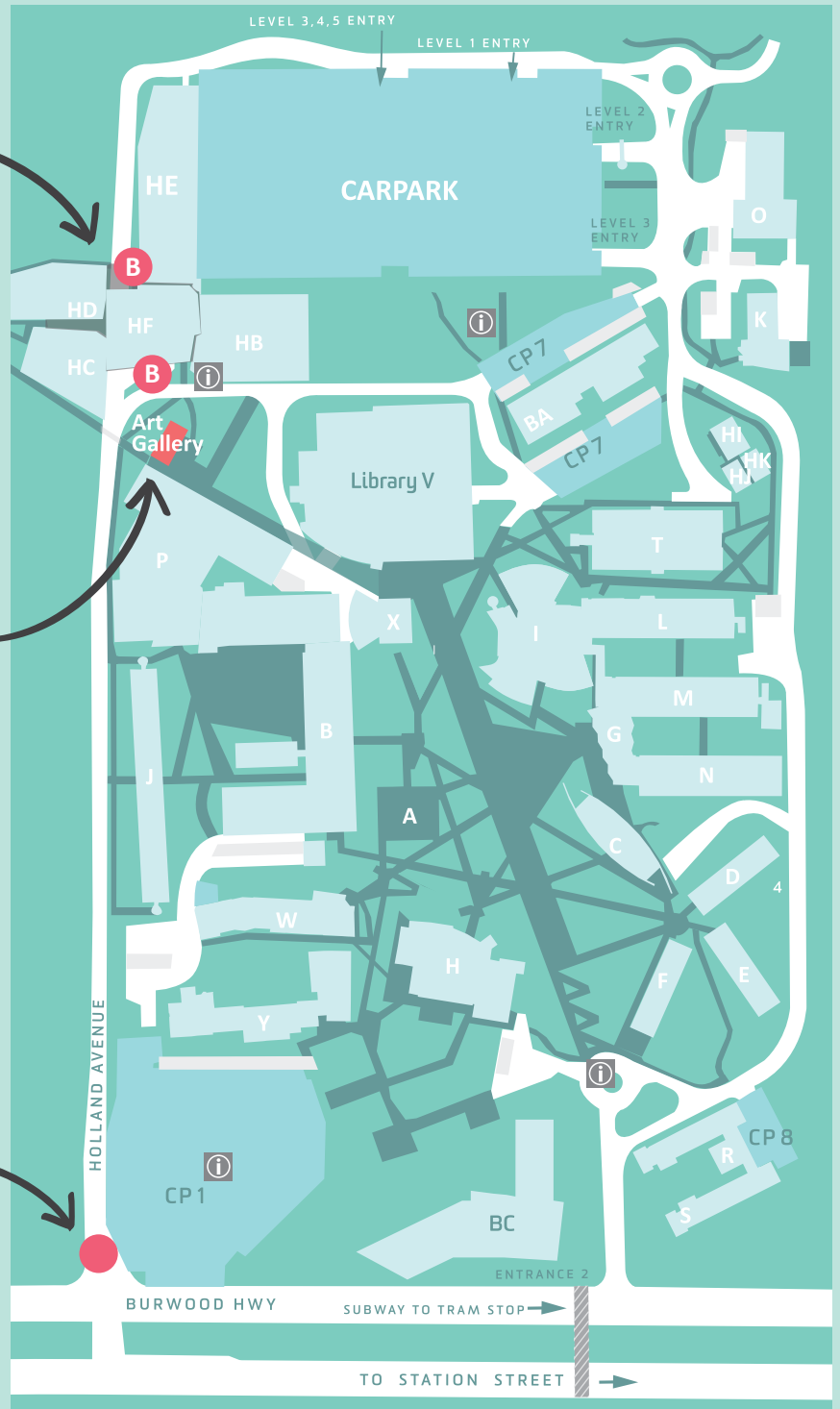
**Bus Drop Off Point**

30-minute Loading Zone here – this is the drop off point for school buses. Additional bus drop off point 10m along if Loading Zone occupied.

**Deakin University Art Gallery**  
Building FA

**Deakin University Burwood Campus**

Enter via Gate 1 from Burwood Highway. Travel down Holland Avenue to Bus Drop Off Point, just after bridge overpass.



The Deakin University Art Collection and Galleries Unit offers school tours and hands on workshops for students from F – 10 and for VCE Art Making and Exhibiting and Art Creative Practice. To discuss our programs and how we can tailor a program to suit your school’s needs, please contact our Education and Public Programs Officer, Tabitha Davies.

**Education and Public Programs Officer**

**Tabitha Davies**

P: 9244 6519

M: 0491 974 249

E: [t.davies@deakin.edu.au](mailto:t.davies@deakin.edu.au)

W: [School programs](#) | [Deakin University Art Gallery](#)

**Deakin University Collection and Art Galleries**

**Building FA**

221 Burwood Highway, Burwood 3125




Ph: 9244 5344

E: [artgallery@deakin.edu.au](mailto:artgallery@deakin.edu.au)

W: [Deakin University Art Gallery - Exhibitions and Events](#)

# DEAKIN UNIVERSITY ART GALLERY

Head to our website [deakin.edu.au/art-collection/](http://deakin.edu.au/art-collection/) for information about current exhibitions and keep up-to-date on our activities and exhibitions here:

-  Facebook.com/ArtDeakin
-  Twitter.com/ArtDeakin
-  Instagram.com/deakinartgallery
-  izi.travel - Deakin Art Collection and sculpture walk guides

#### STAY IN TOUCH!

Scan the code to become a gallery subscriber and stay up-to-date with exhibitions, openings and events.



#### SCHOOL PROGRAMS

For information regarding our school Programs or to book a tour and/ or workshop, please scan here.



To find the gallery enter Deakin University via Entrance 1 (Holland Avenue), off Burwood Highway. Continue straight ahead and you will see the gallery on your right (Building FA).

For information about parking on campus, please visit [deakin.edu.au/parking](http://deakin.edu.au/parking)

#### Deakin University Art Gallery

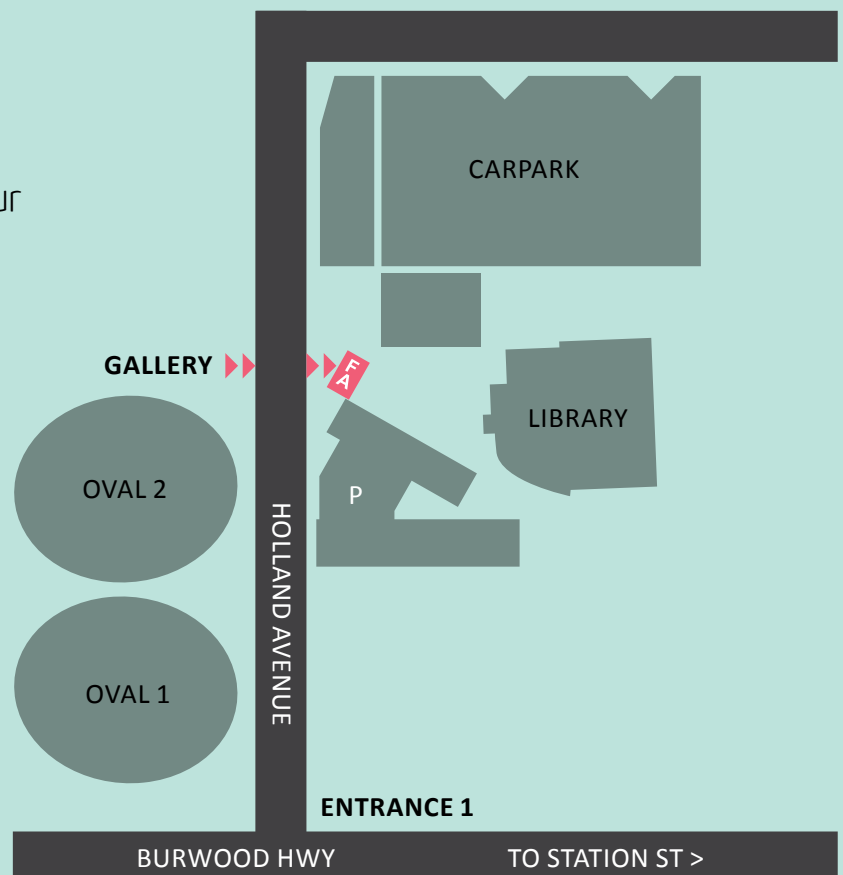
Building FA  
Melbourne Burwood Campus  
221 Burwood Highway  
Burwood VIC 3125

#### Enquiries

T +61 3 9244 5344  
E [artgallery@deakin.edu.au](mailto:artgallery@deakin.edu.au)

#### Gallery Hours

Monday – Friday, 11 am – 5 pm  
During exhibition periods  
Closed public holidays.  
Free Entry



We acknowledge the traditional custodians of the lands on which Deakin University stands and pay our respect to Elders: past, present and future.